

Air curtain PL3500



Air curtain PL3500

PL3500 creates a temperature dividing air barrier that effectively prevents cold draughts and gives excellent heating comfort inside the door.

Air curtains save energy. The air barrier reduces energy losses through the door opening and the energy consumption of the air curtain is also low.

PL3500 has a modern and stylish design developed to fit all entrances. The air curtain is available for horizontal and vertical installation.

Control system PLS



PLSUB1

PLS Basic

- Manual regulation of the fan and temperature
- Automatic control of fan speed and temperature with integrated thermostat.



PLSUA1

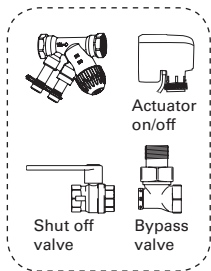
PLS Competent

- All functions for Basic
- Calendar function
- Filter sensor
- Simple BMS control - on/off, fan speed and alarm functions
- Flexible mode - for doors that open and close frequently
- Open mode - for doors that stay open

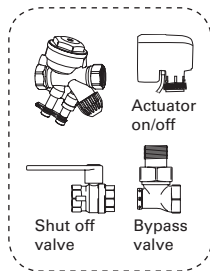
Product facts

- Installation height up to 3,5 metres.
- Integrated control system PLS with pre-programmed default settings.
- For vertical installation, the same unit can be positioned either to the right or left of the entrance.
- The front is easy to open and lock in the open position, which facilitates installation and allows easy maintenance.
- Corrosion proof housing made of hot zinc-plate and powder enamelled steel panels. Colour front, ends and service hatch: RAL 9016, NCS 0500 (white). Colour grille and rear section: RAL 7046 (grey).

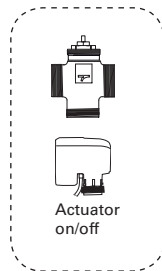
Water control



VOS, valve kit on/off

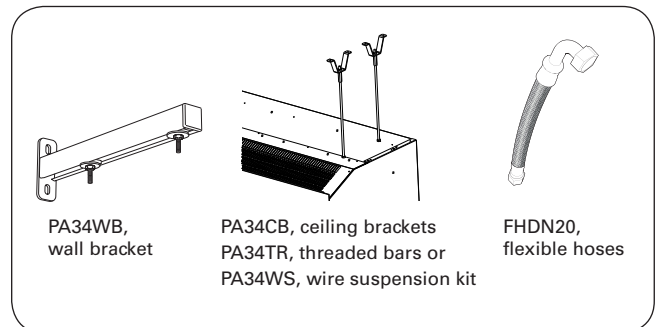


VOSP, pressure independent valve kit on/off



VOT, three way control valve and actuator on/off

Accessories

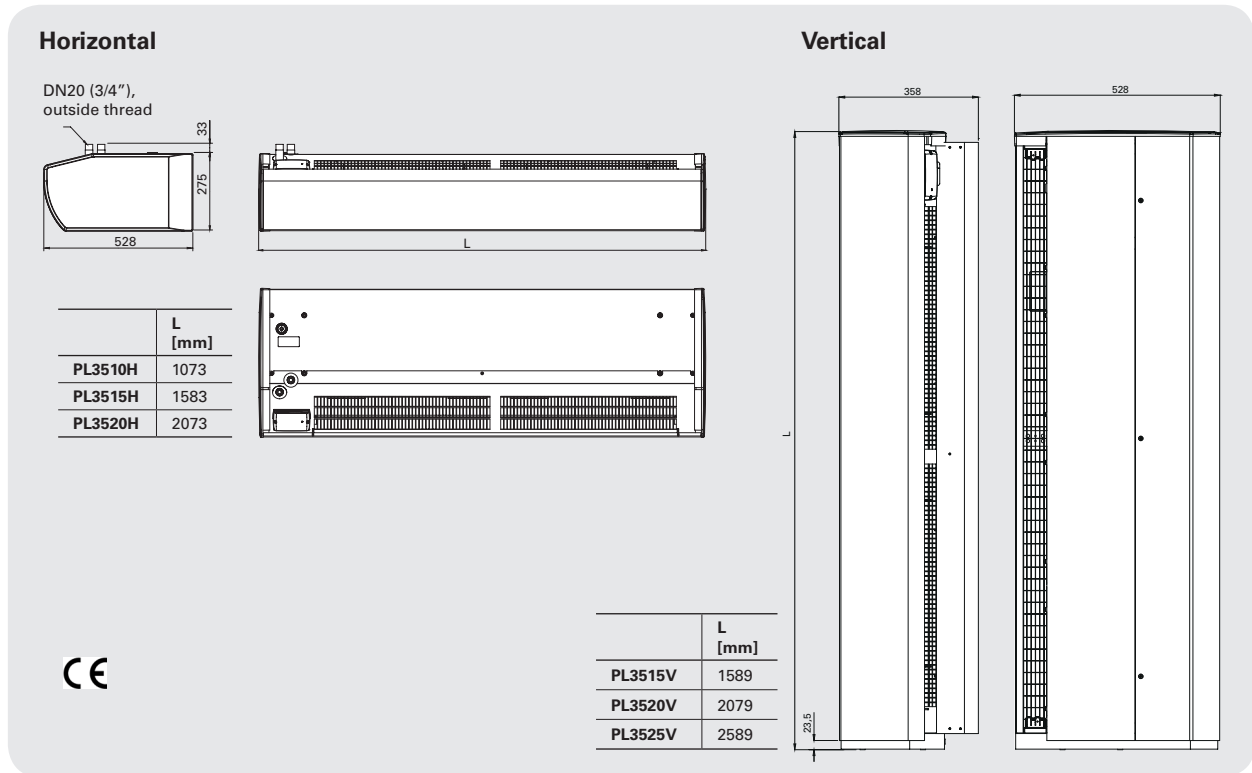


PA34WB, wall bracket

PA34CB, ceiling brackets
PA34TR, threaded bars or
PA34WS, wire suspension kit

FHDN20, flexible hoses

Air curtain PL3500



PL3500 A without heat, IP21

Type*1	Output [kW]	Airflow*3 [m³/h]	Sound level*4 [dB(A)]	Output motor [W]	Voltage motor [V]	Amperage motor [A]	Length (H)/ Height (V)*1 [mm]	Weight H/V*1 [kg]
PL3510HA*2	0	860/1800	40,0/57,0	470	230V~	2,0	1073	35
PL3515H/VA	0	1240/2600	40,5/58,5	650	230V~	2,8	1583/1589	49/60
PL3520H/VA	0	1530/3200	42,0/59,5	810	230V~	3,5	2073/2079	63/71
PL3525VA*2	0	2200/4600	42,0/60,5	1140	230V~	4,9	2589	91

PL3500 E with electrical heat, IP20

Type*1	Output steps [kW]	Airflow*3 [m³/h]	Δt*6 [°C]	Sound level*4 [dB(A)]	Output motor [W]	Voltage motor [V]	Amperage motor [A]	Voltage [V] Amperage [A] heat	Length (H)/ Height (V)*1 [mm]	Weight H/V*1 [kg]
PL3510HE08*2	2,7/5,4/8,0	860/1800	35/13	40,0/57,0	470	230V~	2,0	400V3~/11,5	1073	43
PL3515H/VE12	3,9/7,8/12,0	1240/2600	38/14	40,5/58,5	650	230V~	2,8	400V3~/17,3	1583/1589	62/73
PL3520H/VE16	5,4/10,8/16,0	1530/3200	35/13	42,0/59,5	810	230V~	3,5	400V3~/23,1	2073/2079	78/91
PL3525VE20*2	6,6/13,2/20,0	2200/4600	37/14	42,0/60,5	1140	230V~	4,9	400V3~/29,0	2589	116

PL3500 WL with water heat IP21, coil for low temperature water < 80/60 °C

Type*1	Output*5 [kW]	Airflow*3 [m³/h]	Δt*5,6 [°C]	Water-volume [l]	Sound level*4 [dB(A)]	Output motor [W]	Voltage motor [V]	Amperage motor [A]	Length (H)/ Height (V)*1 [mm]	Weight H/V*1 [kg]
PL3510HWL*2	22	860/1800	44/35	1,51	40,0/57,0	470	230V~	2,0	1073	42
PL3515H/VWL	33	1240/2600	46/37	2,38	40,5/58,5	650	230V~	2,8	1583/1589	59/70
PL3520H/VWL	42	1530/3200	47/38	3,33	42,0/59,5	810	230V~	3,5	2073/2079	73/86
PL3525VWL*2	59	2200/4600	46/37	4,18	42,0/60,5	1140	230V~	4,9	2589	107

*1) H = for horizontal mounting, e.g. PL3510HA, V = for vertical mounting, e.g. PL3515VA

*2) PL3510 is available only for horizontal mounting. PL3525 is available only for vertical mounting.

*3) Lowest/highest airflow of totally 5 fan steps.

*4) Conditions: Distance to the unit 5 metres. Directional factor: 2. Equivalent absorption area: 200 m². At lowest/highest airflow.

*5) Applicable at water temperature 80/60 °C, air temperature, in +15 °C.

*6) Δt = temperature rise of passing air at maximum heat output and lowest/highest airflow.